



TASSALINI

SINCE 1922, PRECISION MADE GREAT

ROTARY SPRAY HEADS
CATALOG



ROTARY SPRAY HEADS

TASSALINI
SINCE 1922,
PRECISION MADE GREAT



INDEX

2814-O Series	3
24 Series	5
34 Series	8
44 Series	10
44X Series	14
475 Series	17
50 Series	19
52 Series	21
59 Series	23
64 Series	25
89 Series	28
Notes	30
Maintenance, Warranty	31

ROTARY HEAD 2814-O SERIES

Tanks and cisterns washing system

Construction:

The rotary spray heads are made of AISI316L stainless steel and are mounted onto two bearings. All internal surfaces are carved with high precision machine tools, which provide a smooth polishing and high quality surfaces. The heads are available with a female gas thread (BSP) joint.

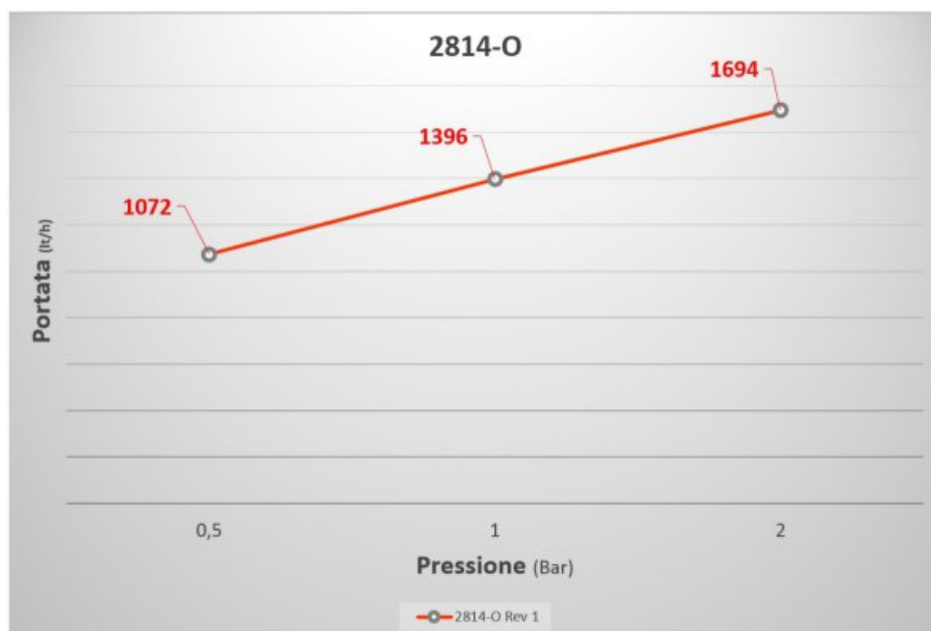
Operation:

The fluid Flow Rateing through the rotary head produces the rotation. Its speed varies depending on the washing fluid pressure that needs to be limited. An excessive speed in the rotation breaks the Flow Rate into drops, reducing the impact strength.



Technical characteristics:

Max working temperature 95°C – Min working temperature 0°C

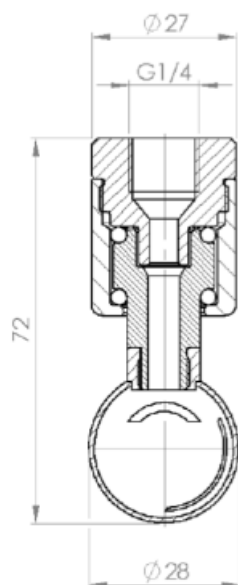


ROTARY HEAD 2814-O SERIES

Tanks and cisterns washing system



360°



	SERIES 2814-O - GAS THREAD (BSP)					
	Flow Rate (lt/h)			Angle	Max washing	Joints
Pressure (Bar)	0,5	1	2		range**	Fem.
Code				(Degrees)	(meters)	
2814-O	1072	1396	1694	360°	1,1 ÷ 2,3	1/4"G

ROTARY HEAD 24 SERIES

Tanks and cisterns washing system

Construction:

The rotary spray heads are made of AISI316L stainless steel and are mounted onto two bearings. All internal surfaces are carved with high precision machine tools, which provide a smooth polishing and high quality surfaces. The heads are available with different joint solutions: female gas thread (BSP), clip or socket welding.



Operation:

The fluid Flow Rateing through the rotary head produces the rotation. Its speed varies depending on the washing fluid pressure that needs to be limited. An excessive speed in the rotation breaks the Flow Rate into drops, reducing the impact strength.

Technical characteristics:

Max working temperature 95°C – Min working temperature 0°C

The weight of the rotary head series 24 can vary from 0.15 to 0.25 kg depending on the model.

ROTARY HEAD 24 SERIES

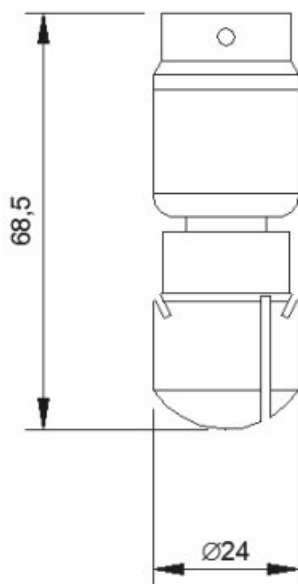
Tanks and cisterns washing system



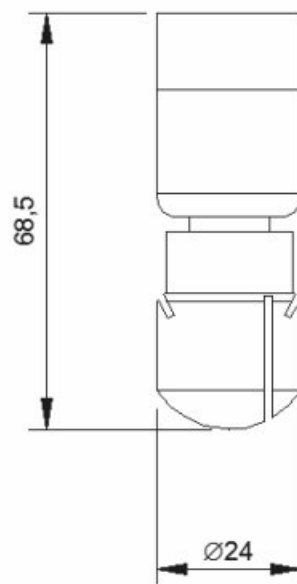
180° ▼



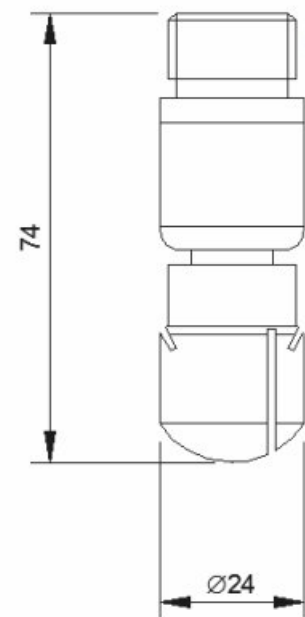
360°



Clip / Welding



Female



Male

ROTARY HEAD 24 SERIES

Tanks and cisterns washing system

	SERIES 24 - GAS THREAD (BSP)						
	Flow Rate (lt/h)			Angle	Max washing range**	Joints	
Pressure (Bar)	1	2	3			Fem.	Male
Code				(Degrees)	(meters)		
24 3/8M O	2400	3100	4000	360°	1,3 ÷ 2,2		3/8"
24 3/8M D	1600	2250	2750	180° ▼	1,3 ÷ 2,2		3/8"
24 1/2M O	2400	3100	4000	360°	1,3 ÷ 2,2		1/2"
24 1/2M D	1600	2250	2750	180° ▼	1,3 ÷ 2,2		1/2"
24 1/2 O	2400	3100	4000	360°	1,3 ÷ 2,2	1/2"	
24 1/2 D	1600	2250	2750	180° ▼	1,3 ÷ 2,2	1/2"	

	SERIES 24 - CLIP					
	Flow Rate (lt/h)			Angle	Max washing range**	Joints
Pressure (Bar)	1	2	3			Øe Pipe
Code				(Degrees)	(meters)	(mm)
24 C13 O	2400	3100	4000	360°	1,3 ÷ 2,2	Ø12,7
24 C13 D	1600	2250	2750	180° ▼	1,3 ÷ 2,2	Ø12,7
24 C19 O	2400	3100	4000	360°	1,3 ÷ 2,2	Ø19,05
24 C19 D	1600	2250	2750	180° ▼	1,3 ÷ 2,2	Ø19,05
24 C21 O	2400	3100	4000	360°	1,3 ÷ 2,2	Ø21,3
24 C21 D	1600	2250	2750	180° ▼	1,3 ÷ 2,2	Ø21,3

	SERIES 24 - TO WELD					
	Flow Rate (lt/h)			Angle	Max washing range**	Joints
Pressure (Bar)	1	2	3			Øe Pipe
Code				(Degrees)	(meters)	(mm)
24 S13 O	2400	3100	4000	360°	1,3 ÷ 2,2	Ø12,7
24 S13 D	1600	2250	2750	180° ▼	1,3 ÷ 2,2	Ø12,7
24 S19 O	2400	3100	4000	360°	1,3 ÷ 2,2	Ø19,05
24 S19 D	1600	2250	2750	180° ▼	1,3 ÷ 2,2	Ø19,05
24 S21 O	2400	3100	4000	360°	1,3 ÷ 2,2	Ø21,3
24 S21 D	1600	2250	2750	180° ▼	1,3 ÷ 2,2	Ø21,3

ROTARY HEAD 34 SERIES

Tanks and cisterns washing system

Construction:

The rotary spray heads are made of AISI316L stainless steel and are mounted onto two bearings. All internal surfaces are carved with high precision machine tools, which provide a smooth polishing and high quality surfaces. The heads are available with different joint solutions: male or female gas thread (BSP).



Operation:

The fluid Flow Rateing through the rotary head produces the rotation. Its speed varies depending on the washing fluid pressure that needs to be limited. An excessive speed in the rotation breaks the Flow Rate into drops, reducing the impact strength.

Technical characteristics:

Max working temperature 95°C – Min working temperature 0°C

The weight of the rotary head series 34 can vary from 0.1 to 0.12 kg depending on the model.

ROTARY HEAD 34 SERIES

Tanks and cisterns washing system

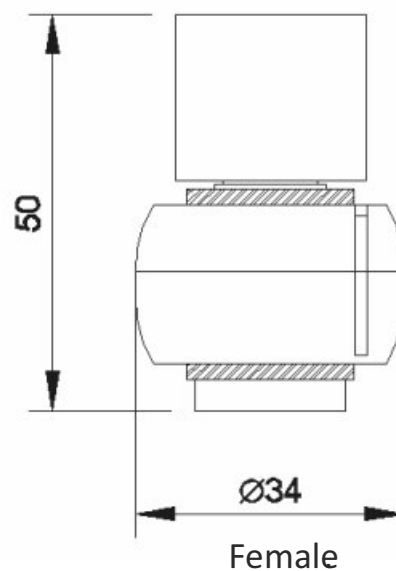
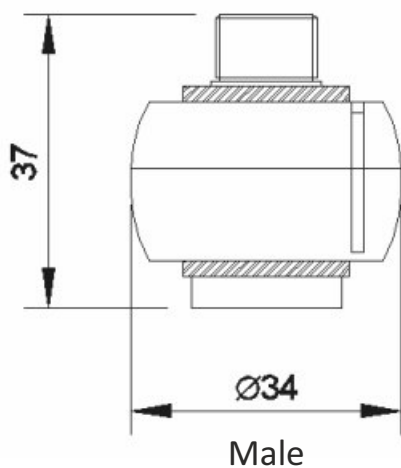


180° ▼



360°

● TEFLON



SERIES 34							
Pressure (Bar)	Flow Rate (lt/h)			Angle (Degrees)	Max washing range** (meters)	Joints	
	0,5	1	2			Fem. BSP	Male BSP
Code							
34 1/2 O	1550	2150	3000	360°	0,5 ÷ 1,5	1/2"	
34 1/4M O	1550	2150	3000	360°	0,5 ÷ 1,5		1/4"

ROTARY HEAD 44 SERIES

Tanks and cisterns washing system

Construction:

The rotary spray heads are made of AISI316L stainless steel and are mounted onto two bearings. All internal surfaces are carved with high precision machine tools, which provide a smooth polishing and high quality surfaces. The heads are available with different joint solutions: female gas thread (BSP), clip or socket welding.

Operation:

The fluid Flow Rateing through the rotary head produces the rotation. Its speed varies depending on the washing fluid pressure that needs to be limited. An excessive speed in the rotation breaks the Flow Rate into drops, reducing the impact strength.

Technical characteristics:

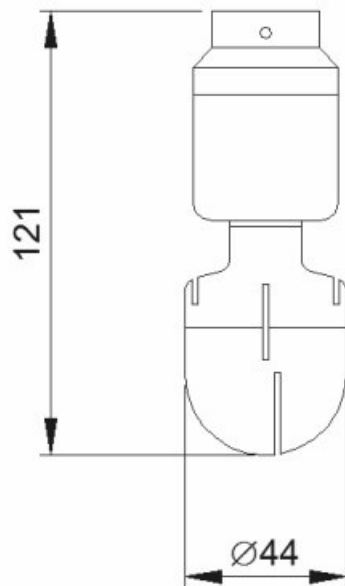
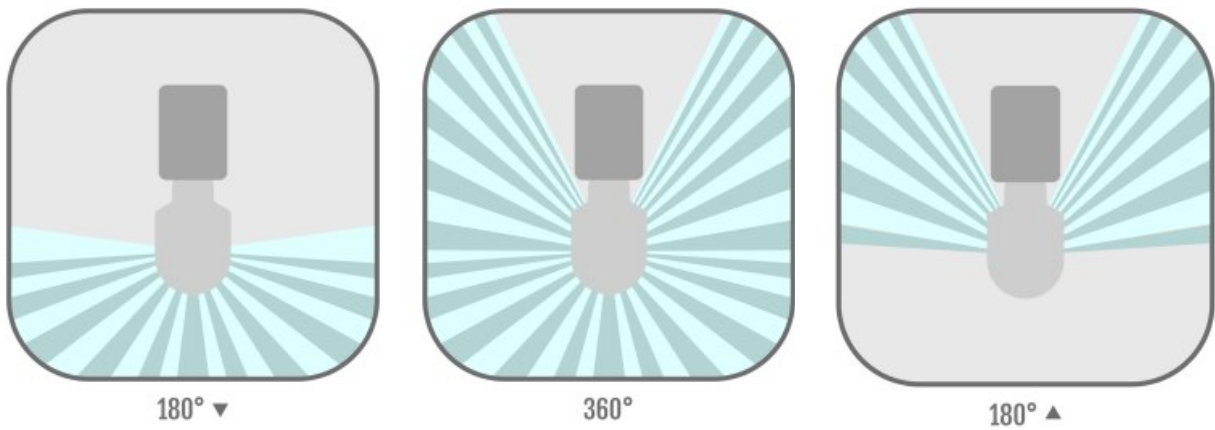
Max working temperature 95°C – Min working temperature 0°C

The weight of the rotary head series 44 can vary from 1.0 to 1.1 kg depending on the model.

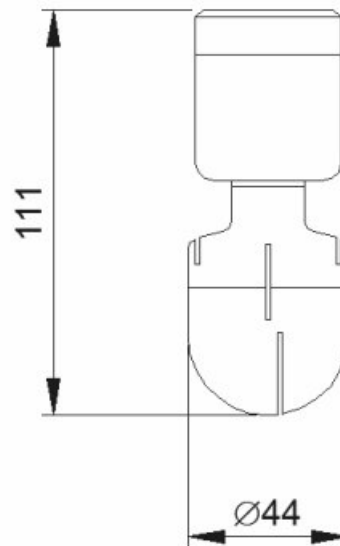


ROTARY HEAD 44 SERIES

Tanks and cisterns washing system



Clip / Welding



Male

ROTARY HEAD 44 SERIES

Tanks and cisterns washing system

	SERIES 44 - GAS THREAD (BSP)					
	Flow Rate (lt/h)			Angle	Max washing range**	Joints
Pressure (Bar)	1	2	3			Fem.
Code				(Degrees)	(meters)	BSP
44 1/2 O	4500	4900	6700	360°	2,2 ÷ 3,4	1/2"
44 1/2 U	4200	5100	6200	180° ▲	2,2 ÷ 3,4	1/2"
44 1/2 D	4200	5100	6200	180° ▼	2,2 ÷ 3,5	1/2"
44 3/4 O	4500	4900	6700	360°	2,2 ÷ 3,4	3/4"
44 3/4 U	4200	5100	6200	180° ▲	2,2 ÷ 3,4	3/4"
44 3/4 D	4200	5100	6200	180° ▼	2,2 ÷ 3,5	3/4"
44 1 O	4500	4900	6700	360°	2,2 ÷ 3,4	1"
44 1 U	4200	5100	6200	180° ▲	2,2 ÷ 3,4	1"
44 1 D	4200	5100	6200	180° ▼	2,2 ÷ 3,5	1"

	SERIES 44 - CLIP					
	Flow Rate (lt/h)			Angle	Max washing range**	Joints
Pressure (Bar)	1	2	3			Øe Pipe
Code				(Degrees)	(meters)	(mm)
44 C21 O	4500	4900	6700	360°	2,2 ÷ 3,4	Ø21,3
44 C21 U	4200	5100	6200	180° ▲	2,2 ÷ 3,4	Ø21,3
44 C21 D	4200	5100	6200	180° ▼	2,2 ÷ 3,5	Ø21,3
44 C22 O	4500	4900	6700	360°	2,2 ÷ 3,4	Ø22
44 C22 U	4200	5100	6200	180° ▲	2,2 ÷ 3,4	Ø22
44 C22 D	4200	5100	6200	180° ▼	2,2 ÷ 3,5	Ø22
44 C25 O	4500	4900	6700	360°	2,2 ÷ 3,4	Ø25,4
44 C25 U	4200	5100	6200	180° ▲	2,2 ÷ 3,4	Ø25,4
44 C25 D	4200	5100	6200	180° ▼	2,2 ÷ 3,5	Ø25,4
44 C28 O	4500	4900	6700	360°	2,2 ÷ 3,4	Ø28
44 C28 U	4200	5100	6200	180° ▲	2,2 ÷ 3,4	Ø28
44 C28 D	4200	5100	6200	180° ▼	2,2 ÷ 3,5	Ø28
44 C34 O	4500	4900	6700	360°	2,2 ÷ 3,4	Ø33,7
44 C34 U	4200	5100	6200	180° ▲	2,2 ÷ 3,4	Ø33,7
44 C34 D	4200	5100	6200	180° ▼	2,2 ÷ 3,5	Ø33,7
44 C35 O	4500	4900	6700	360°	2,2 ÷ 3,4	Ø35
44 C35 U	4200	5100	6200	180° ▲	2,2 ÷ 3,4	Ø35
44 C35 D	4200	5100	6200	180° ▼	2,2 ÷ 3,5	Ø35
44 C38 O	4500	4900	6700	360°	2,2 ÷ 3,4	Ø38,1
44 C38 U	4200	5100	6200	180° ▲	2,2 ÷ 3,4	Ø38,1
44 C38 D	4200	5100	6200	180° ▼	2,2 ÷ 3,5	Ø38,1
44 C40 O	4500	4900	6700	360°	2,2 ÷ 3,4	Ø40
44 C40 U	4200	5100	6200	180° ▲	2,2 ÷ 3,4	Ø40
44 C40 D	4200	5100	6200	180° ▼	2,2 ÷ 3,5	Ø40

ROTARY HEAD 44 SERIES

Tanks and cisterns washing system

	SERIES 44 - TO WELD					
	Flow Rate (lt/h)			Angle	Max washing	Joints
Pressure (Bar)	1	2	3		range**	Øe Pipe
Code				(Degrees)	(meters)	(mm)
44 S21 O	4500	4900	6700	360°	2,2 ÷ 3,4	Ø21,3
44 S21 U	4200	5100	6200	180° ▲	2,2 ÷ 3,4	Ø21,3
44 S21 D	4200	5100	6200	180° ▼	2,2 ÷ 3,5	Ø21,3
44 S22 O	4500	4900	6700	360°	2,2 ÷ 3,4	Ø22
44 S22 U	4200	5100	6200	180° ▲	2,2 ÷ 3,4	Ø22
44 S22 D	4200	5100	6200	180° ▼	2,2 ÷ 3,5	Ø22
44 S25 O	4500	4900	6700	360°	2,2 ÷ 3,4	Ø25,4
44 S25 U	4200	5100	6200	180° ▲	2,2 ÷ 3,4	Ø25,4
44 S25 D	4200	5100	6200	180° ▼	2,2 ÷ 3,5	Ø25,4
44 S28 O	4500	4900	6700	360°	2,2 ÷ 3,4	Ø28
44 S28 U	4200	5100	6200	180° ▲	2,2 ÷ 3,4	Ø28
44 S28 D	4200	5100	6200	180° ▼	2,2 ÷ 3,5	Ø28
44 S34 O	4500	4900	6700	360°	2,2 ÷ 3,4	Ø33,7
44 S34 U	4200	5100	6200	180° ▲	2,2 ÷ 3,4	Ø33,7
44 S34 D	4200	5100	6200	180° ▼	2,2 ÷ 3,5	Ø33,7
44 S35 O	4500	4900	6700	360°	2,2 ÷ 3,4	Ø35
44 S35 U	4200	5100	6200	180° ▲	2,2 ÷ 3,4	Ø35
44 S35 D	4200	5100	6200	180° ▼	2,2 ÷ 3,5	Ø35
44 S38 O	4500	4900	6700	360°	2,2 ÷ 3,4	Ø38,1
44 S38 U	4200	5100	6200	180° ▲	2,2 ÷ 3,4	Ø38,1
44 S38 D	4200	5100	6200	180° ▼	2,2 ÷ 3,5	Ø38,1
44 S40 O	4500	4900	6700	360°	2,2 ÷ 3,4	Ø40
44 S40 U	4200	5100	6200	180° ▲	2,2 ÷ 3,4	Ø40
44 S40 D	4200	5100	6200	180° ▼	2,2 ÷ 3,5	Ø40

ROTARY HEAD 44X SERIES

Tanks and cisterns washing system

Construction:

The rotary spray heads are made of AISI316L stainless steel and are mounted onto two bearings. All internal surfaces are carved with high precision machine tools, which provide a smooth polishing and high quality surfaces. The heads are available with different joint solutions: female gas thread (BSP), clip or socket welding.



Operation:

The fluid Flow Rateing through the rotary head produces the rotation. Its speed varies depending on the washing fluid pressure that needs to be limited. An excessive speed in the rotation breaks the Flow Rate into drops, reducing the impact strength.

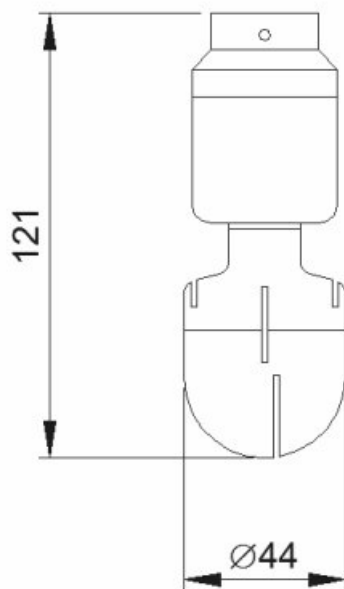
Technical characteristics:

Max working temperature 95°C – Min working temperature 0°C

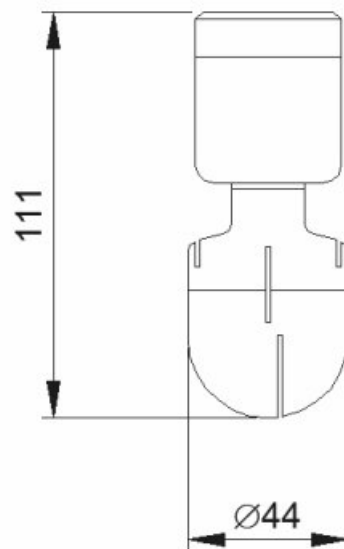
The weight of the rotary head series 44X can vary from 0.45 to 0.65 kg depending on the model.

ROTARY HEAD 44X SERIES

Tanks and cisterns washing system



Clip / Welding



Female

ROTARY HEAD 44X SERIES

Tanks and cisterns washing system

	SERIES 44X - GAS THREAD (BSP)					
	Flow Rate (lt/h)			Angle	Max washing range**	Joints
Pressure (Bar)	1	2	3			Fem.
Code				(Degrees)	(meters)	BSP
44X 1/2 O	6700	9000	11000	360°	2,2 ÷ 3,8	1/2"
44X 3/4 O	6700	9000	11000	360°	2,2 ÷ 3,8	3/4"
44X 1 O	6700	9000	11000	360°	2,2 ÷ 3,8	1"

	SERIE 44X - CLIP					
	Flow Rate (lt/h)			Angle	Max washing range**	Joints
Pressure (Bar)	1	2	3			Øe Pipe
Code				(Degrees)	(meters)	(mm)
44X C21 O	6700	9000	11000	360°	2,2 ÷ 3,8	Ø21,3
44X C22 O	6700	9000	11000	360°	2,2 ÷ 3,8	Ø22
44X C25 O	6700	9000	11000	360°	2,2 ÷ 3,8	Ø25,4
44X C28 O	6700	9000	11000	360°	2,2 ÷ 3,8	Ø28
44X C34 O	6700	9000	11000	360°	2,2 ÷ 3,8	Ø33,7
44X C35 O	6700	9000	11000	360°	2,2 ÷ 3,8	Ø35
44X C38 O	6700	9000	11000	360°	2,2 ÷ 3,8	Ø38,1
44X C40 O	6700	9000	11000	360°	2,2 ÷ 3,8	Ø40

	SERIE 44X - TO WELD					
	Flow Rate (lt/h)			Angle	Max washing range**	Joints
Pressure (Bar)	1	2	3			Øe Pipe
Code				(Degrees)	(meters)	(mm)
44X S21 O	6700	9000	11000	360°	2,2 ÷ 3,8	Ø21,3
44X S22 O	6700	9000	11000	360°	2,2 ÷ 3,8	Ø22
44X S25 O	6700	9000	11000	360°	2,2 ÷ 3,8	Ø25,4
44X S28 O	6700	9000	11000	360°	2,2 ÷ 3,8	Ø28
44X S34 O	6700	9000	11000	360°	2,2 ÷ 3,8	Ø33,7
44X S35 O	6700	9000	11000	360°	2,2 ÷ 3,8	Ø35
44X S38 O	6700	9000	11000	360°	2,2 ÷ 3,8	Ø38,1
44X S40 O	6700	9000	11000	360°	2,2 ÷ 3,8	Ø40

ROTARY HEAD 475 SERIES

Tanks and cisterns washing system

Construction:

The rotary spray heads are made of AISI316L stainless steel and are mounted onto two bearings. All internal surfaces are carved with high precision machine tools, which provide a smooth polishing and high quality surfaces. The heads are available with a female gas thread (BSP) joint.



Operation:

The fluid Flow Rateing through the rotary head produces the rotation. Its speed varies depending on the washing fluid pressure that needs to be limited. An excessive speed in the rotation breaks the Flow Rate into drops, reducing the impact strength.

Technical characteristics:

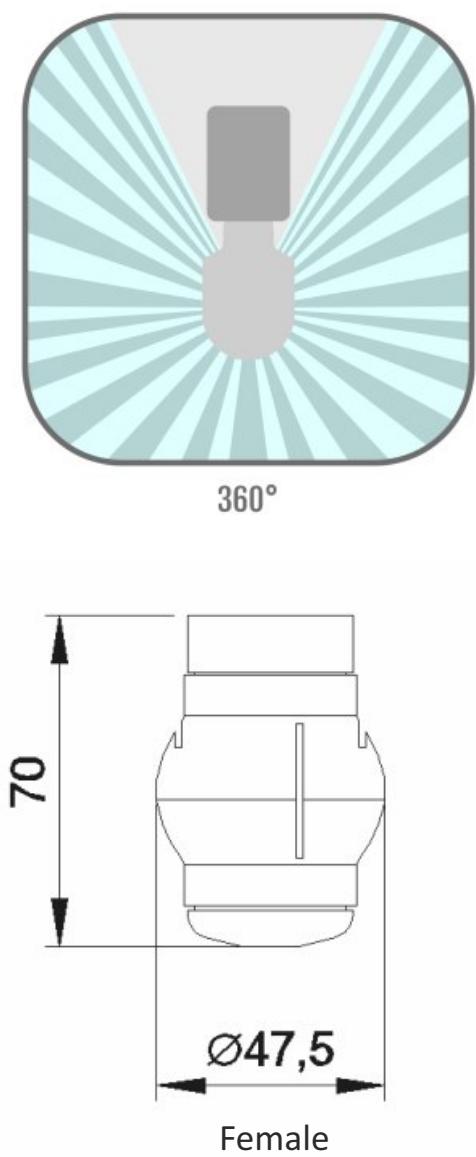
Max working temperature 95°C – Min working temperature 0°C

The weight of the rotary head series 475 can vary from 0.35 to 0.45 kg depending on the model.



ROTARY HEAD 475 SERIES

Tanks and cisterns washing system



	SERIES 475					
	Flow Rate (lt/h)			Angle	Max washing	Joints
Pressure (Bar)	1	2	3		range**	Fem.
Code				(Degrees)	(meters)	BSP
475 1/2 O	6100	8000	10000	360°	2,2 ÷ 3,5	1/2"
475 3/4 O	6100	8000	10000	360°	2,2 ÷ 3,5	3/4"

50 SERIES

Dynamic washing system

Costruction:

The rotary spray heads are made of AISI316 stainless steel (apart from parts of the pneumatic actuator) and are mounted onto two bearings. All internal surfaces are carved with high precision machine tools, which provide a smooth polishing and high quality surfaces. The heads are available in two different lengths, for tanks with or without insulation.

Operation:

The rotary head exits the cylinder (250 mm) pushed by a pneumatic actuator. The distance can be changed to fit the specific washing needs, thanks to two magnetic sensors placed on the actuator. It's possible to reduce the stroke (how much the head will exit) by moving the magnetic sensor "A". In order to have a stroke of less than 250 mm it is necessary to use a pneumatic distributor with "closed centers", in order to avoid that the washing fluid pressure is superior to the actuator's thrust.

The magnetic sensors permit to integrate the rotary head with a C.I.P. plant logics, by signaling the position of the washing head. This is very important if the tank contains agitators that can damage the rotary head when moving. Its speed varies depending on the washing fluid pressure that needs to be limited. An excessive speed in the rotation breaks the Flow Rate into drops, reducing the impact strength (see table 10).

During the washing phase, a watertight system keeps the washing fluid away from the pneumatic actuator. When the C.I.P. process is finished, the pneumatic actuator is activated and the rotary head returns to its initial position inside the cylinder.

Technical specs:

Max. working temperature 95°C – Minimal working temperature 0°C

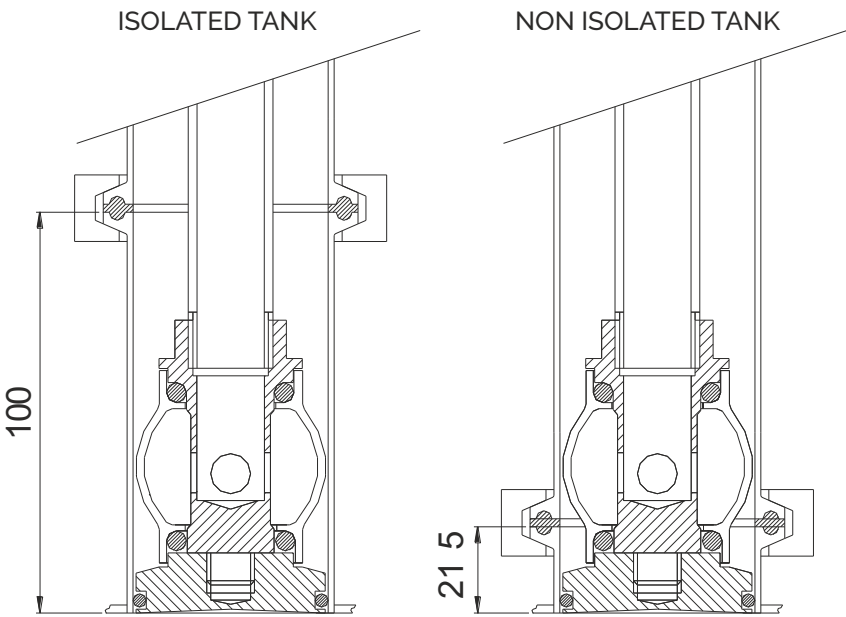


50 SERIES

Dynamic washing system



360°



INTERNAL SIDE



SERIES 50						
Pressure (Bar)	Flow Rate (lt/h)			Angle (Degrees)	Max washing range** (meters)	Fluid Joint
	1	2	3			Clamp DIN32676
Code						Wall Joint Clamp DIN32676
50 DN25 O	6100	8000	10000	360°	2,2 ÷ 3,4	DN25
50 DN25B* O	6100	8000	10000	360°	2,2 ÷ 3,5	DN25

* washing system for isolated tanks

52 SERIES

Dynamic washing system

Construction:

The rotary spray heads are made of AISI316L stainless steel and are mounted onto two bearings. All internal surfaces are carved with high precision machine tools, which provide a smooth polishing and high quality surfaces. The washing system is available with two different input joints: DN50 Clamp or wall mount to weld Ø 56.

Operation:

The rotary head exits the cylinder when the fluid pressure reaches approx. 1 bar of pressure. The fluid Flow Rateing through the rotary head produces the rotation. Its speed varies depending on the pressure and Flow Rate rate of the washing fluid. For better results, be careful to follow the values given in table 09. An excessive speed in the rotation breaks the Flow Rate into drops, reducing the impact strength. When the washing cycle is finished and the fluid stops, the spring will make the rotary head return in its initial position inside the cylinder.

Technical specs:

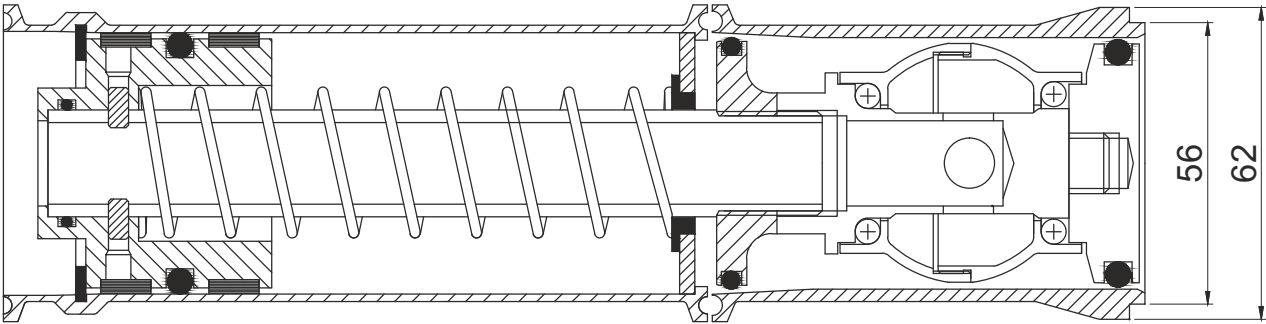
Max. working temperature 95°C – Minimal working temperature 0°C





52 SERIES

Dynamic washing system



SERIES 52							
Pressure (Bar)	Flow Rate (lt/h)			Angle (Degrees)	Max washing range** (meters)	Fluid Joint	Wall Joint
	1	2	3			Clamp DIN32676	To Weld
Code							
52 DN50 O	6100	8000	10000	360°	2,2 ÷ 3,4	DN50	Ø56

ROTARY HEAD 59 SERIES

Tanks and cisterns washing system

Construction:

The rotary spray heads are made of AISI304 stainless steel and are mounted onto two DELRIN (white POM) gaskets (available in TEFLON-PTFE upon request), that reduce the friction noise . All internal surfaces are carved with high precision machine tools, which provide a smooth polishing and high quality surfaces. The heads are available with different joint solutions: male gas thread (BSP), clip (fast joint) or socket welding.



Operation:

The fluid Flow Rateing through the rotary head produces the rotation. Its speed varies depending on the washing fluid pressure that needs to be limited. An excessive speed in the rotation breaks the Flow Rate into drops, reducing the impact strength.

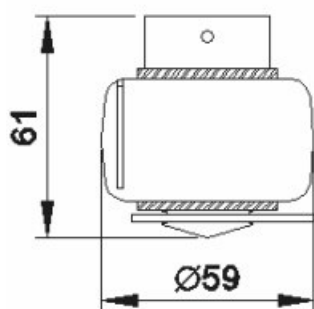
Technical characteristics:

Max working temperature 95°C – Min working temperature 0°C

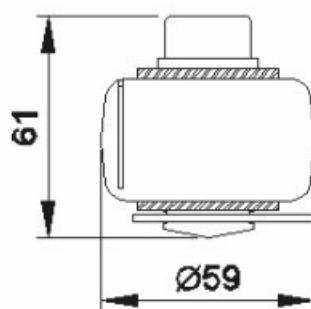
The weight of the rotary head series 59 can vary from 0.25 to 0.30 kg depending on the model.

ROTARY HEAD 59 SERIES

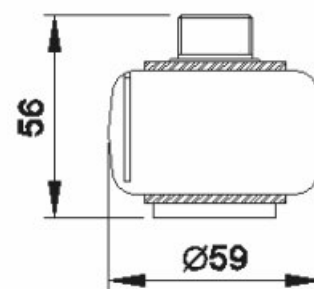
Tanks and cisterns washing system



Clip



Welding



Male

SERIES 59								
	Flow Rate (lt/h)			Angle	Max washing	Joints		
Pressure (Bar)	1	2	3		range**	Male	Clip	To Weld *
Code				(Degrees)	(meters)	BSP	(mm)	(mm)
59 1/2M O	6100	8050	9900	360°	2,5 ÷ 3,5	1/2"		
59 C O	6100	8050	9900	360°	2,5 ÷ 3,5		Øe 28	
59 S O	6100	8050	9900	360°	2,5 ÷ 3,5			Øi 25

ROTARY HEAD 64 SERIES

Tanks and cisterns washing system

Construction:

The rotary spray heads are made of AISI316L stainless steel and are mounted onto two bearings. All internal surfaces are carved with high precision machine tools, which provide a smooth polishing and high quality surfaces. The heads are available with different joint solutions: female gas thread (BSP), clip or socket welding.

Operation:

The fluid Flow Rateing through the rotary head produces the rotation. Its speed varies depending on the washing fluid pressure that needs to be limited. An excessive speed in the rotation breaks the Flow Rate into drops, reducing the impact strength.

Technical characteristics:

Max working temperature 95°C – Min working temperature 0°C

The weight of the rotary head series 64 can vary from 1.0 to 1.1 kg depending on the model.



ROTARY HEAD 64 SERIES

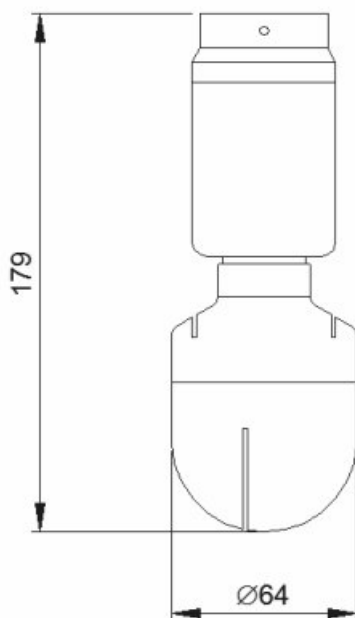
Tanks and cisterns washing system



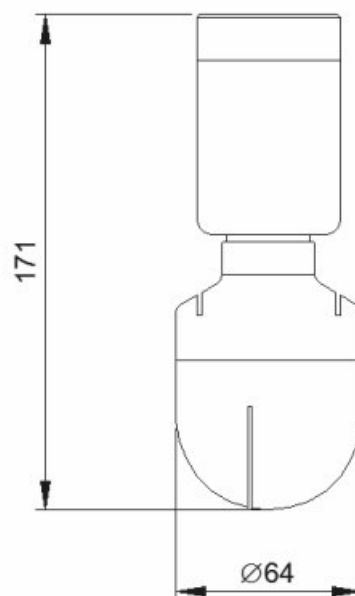
180° ▼



360°



Clip



Female

ROTARY HEAD 64 SERIES

	SERIES 64 - GAS THREAD (BSP)					
	Flow Rate (lt/h)			Angle	Max washing range**	Joints
Pressure (Bar)	1	2	3			Fem.
Code				(Degrees)	(meters)	BSP
64 1-1/4 O	13000	17000	19800	360°	3,2 ÷ 4,6	1¼"
64 1-1/4 D	10300	13800	16000	180° ▼	3,2 ÷ 4,6	1¼"

	SERIES 64 - CLIP					
	Flow Rate (lt/h)			Angle	Max washing range**	Joints
Pressure (Bar)	1	2	3			Øe Pipe
Code				(Degrees)	(meters)	(mm)
64 C34 O	13000	17000	19800	360°	3,2 ÷ 4,6	Ø33,7
64 C34 D	10300	13800	16000	180° ▼	3,2 ÷ 4,6	Ø33,7
64 C35 O	13000	17000	19800	360°	3,2 ÷ 4,6	Ø35
64 C35 D	10300	13800	16000	180° ▼	3,2 ÷ 4,6	Ø35
64 C38 O	13000	17000	19800	360°	3,2 ÷ 4,6	Ø38,1
64 C38 D	10300	13800	16000	180° ▼	3,2 ÷ 4,6	Ø38,1
64 C40 O	13000	17000	19800	360°	3,2 ÷ 4,6	Ø40
64 C40 D	10300	13800	16000	180° ▼	3,2 ÷ 4,6	Ø40
64 C48 O	13000	17000	19800	360°	3,2 ÷ 4,6	Ø48,3
64 C48 D	10300	13800	16000	180° ▼	3,2 ÷ 4,6	Ø48,3
64 C51 O	13000	17000	19800	360°	3,2 ÷ 4,6	Ø50,8
64 C51 D	10300	13800	16000	180° ▼	3,2 ÷ 4,6	Ø50,8
64 C52 O	13000	17000	19800	360°	3,2 ÷ 4,6	Ø52
64 C52 D	10300	13800	16000	180° ▼	3,2 ÷ 4,6	Ø52

	SERIES 64 - TO WELD					
	Flow Rate (lt/h)			Angle	Max washing range**	Joints
Pressure (Bar)	1	2	3			Øe Pipe
Code				(Degrees)	(meters)	(mm)
64 S34 O	13000	17000	19800	360°	3,2 ÷ 4,6	Ø33,7
64 S34 D	10300	13800	16000	180° ▼	3,2 ÷ 4,6	Ø33,7
64 S35 O	13000	17000	19800	360°	3,2 ÷ 4,6	Ø35
64 S35 D	10300	13800	16000	180° ▼	3,2 ÷ 4,6	Ø35
64 S38 O	13000	17000	19800	360°	3,2 ÷ 4,6	Ø38,1
64 S38 D	10300	13800	16000	180° ▼	3,2 ÷ 4,6	Ø38,1
64 S40 O	13000	17000	19800	360°	3,2 ÷ 4,6	Ø40
64 S40 D	10300	13800	16000	180° ▼	3,2 ÷ 4,6	Ø40
64 S48 O	13000	17000	19800	360°	3,2 ÷ 4,6	Ø48,3
64 S48 D	10300	13800	16000	180° ▼	3,2 ÷ 4,6	Ø48,3
64 S51 O	13000	17000	19800	360°	3,2 ÷ 4,6	Ø50,8
64 S51 D	10300	13800	16000	180° ▼	3,2 ÷ 4,6	Ø50,8
64 S52 O	13000	17000	19800	360°	3,2 ÷ 4,6	Ø52
64 S52 D	10300	13800	16000	180° ▼	3,2 ÷ 4,6	Ø52

ROTARY HEAD 89 SERIES

Tanks and cisterns washing system

Construction:

The rotary spray heads are made of DELRIN and are mounted onto two bearings. All internal surfaces are carved with high precision machine tools, which provide a smooth polishing and high quality surfaces. The heads are available with a female gas thread (BSP) joint.

Operation:

The fluid Flow Rateing through the rotary head produces the rotation. Its speed varies depending on the washing fluid pressure that needs to be limited. An excessive speed in the rotation breaks the Flow Rate into drops, reducing the impact strength.



Technical characteristics:

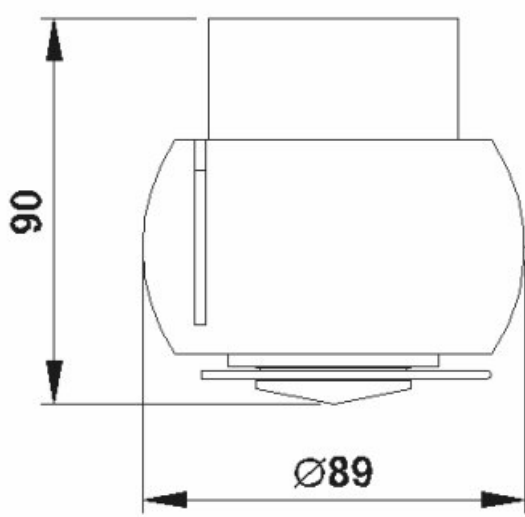
Max working temperature 90°C – Min working temperature 0°C

The weight of the rotary head series 89 is approximately 0.30 kg.



ROTARY HEAD 89 SERIES

Tanks and cisterns washing system



Female

	SERIES 89						
	Flow Rate (lt/h)			Angle (Degrees)	Max washing range** (meters)	Joints	
Pressure (Bar)	1	2	3			Fem. BSP	
Code							
89 1-1/4 O	10100	13800	16400	360°	1,5 ÷ 4	1¼"	



NOTE

How to read the product codes

The code is divided in 3 parts:

1. Sphere Diameter

2. Joint Type/Joint Dimension

3. Washing Direction

Washing direction legend

O	360°
U	180° UP
D	180° DOWN
C	CLIP
S	TO WELD

** Max Washing range

In order to define the actual washing distance of a rotary head, we need to identify the processing conditions, like the kind of product to eliminate, the washing solution, the pressure and temperature of the washing jets. Each value needs to be determined through specific trials. What we can define, is a "wetting range", which is the max distance a head can reach, wetting the whole internal surface of a tank.

MAINTENANCE

Rotary spray heads do not need any specific maintenance.

In order to increase the product's life, please use the optimal temperature, flow and pressure values, as indicated in the product specific data tables. Also, mounting the spray heads in a vertical position will increase their duration, compared to a horizontal or oblique position (45° / 60°). Please use the spray heads only with filtered liquids, without any impurity or any solid particle in suspension, and we suggest to dismount the heads after every washing cycle.

The spray heads are made in AISI316L steel, which allows to use them with liquids for human consumption.

WARRANTY

The products are replaced or repaired, following decision of the producer, with no expense for the customer, in case of parts that are faulty from the origin. The warranty is valid if the defect is notified through mail within 30 days from its installation, or within a year from the delivery date. The cost of the replacement or repair of the item is the only expenditure that can be charged to our company, that cannot be held responsible for damages to persons or things, nor for trade losses due to the non-working conditions of our products.

In order to improve our products we continuously enhance our products, therefore shapes, dimensions and characteristics of our products, as shown or written in this catalog, may be changed without prior notice.



TASSALINI S.P.A.

Via G. Di Vittorio 19/21 | 20068 Peschiera Borromeo (MI) | Italy

t +39 02 55 38 311 | f +39 02 54 73 441 | info@tassalini.it | www.tassalini.com